

LaRue County
P.O. Box 210, 807 Old Elizabethtown Rd.
Hodgenville, KY 42748-0210
(270) 358-3401 - larue.ca.uky.edu



NEWSLETTER AUGUST 2024

AGENT REMARKS

Summer is in full swing we have been blessed with rainfall and warm weather the past 30 days. However, with prosperity often challenges arise as well. Crops are in good condition throughout the county, but it is still imperative that scouting for disease and insects still occur. Management of disease will help to maintain crop health and protect yields. On the livestock heat stress has effected performance the past few weeks, but managing shade and providing fresh clean water will help to combat those issues. With summer starting off with signs of drought combated with the late summer rainfall, summer annual forage species have responded with added growth and performance. In this instance producers need to be aware of nitrate concentrations in those forages, through testing we can mange those situations were there are concerns. As always I hope this fines everyone in a good place for fall harvest and reach out to the Extension Service for any needs that may arise.

Adam Thomas
LaRue County Extension Agent
for Agriculture & Natural
Resources Education

CALENDAR OF EVENTS

- **August 13-** LaRue County Cattleman's Meeting
7pm EDT, LC Extension Service
- **August 15-25-** KY State Fair, Louisville, KY
- **August 3-** KFGC Field Day, Marion County
- **August 27-** Rinse and Return- Southern States,
Hodgenville, KY
- **August 29-** Field Crop Pest Management &
Spray Clinic, Princeton KY
- **September 10-** LaRue County Cattleman's Field
Day, Voyager Angus Farm- Buffalo, KY
- **September 25-26-** Intermediate Grazing
School, Versailles, KY
- **October 15-** Pasture Ecology Workshop,
Elizabethtown, KY
- **October 5-16**—Heart of America Grazing
Conference, Elizabethtown, KY
- **October 17**—Regenerative Pasture Walk with
Greg Brann, Adolphus, KY

**Cooperative
Extension Service**

Agriculture and Natural Resources
Family and Consumer Sciences
4-H Youth Development
Community and Economic Development

MARTIN-GATTON COLLEGE OF AGRICULTURE, FOOD AND ENVIRONMENT

Educational programs of Kentucky Cooperative Extension serve all people regardless of economic or social status and will not discriminate on the basis of race, color, ethnic origin, national origin, creed, religion, political belief, sex, sexual orientation, gender identity, gender expression, pregnancy, marital status, genetic information, age, veteran status, physical or mental disability or reprisal or retaliation for prior civil rights activity. Reasonable accommodation of disability may be available with prior notice. Program information may be made available in languages other than English.
University of Kentucky, Kentucky State University, U.S. Department of Agriculture, and Kentucky Counties, Cooperating.
Lexington, KY 40506



FORAGE TIMELY TIPS: AUGUST

- ✦ Do NOT graze cool-season pastures closer than 3 to 4 inches. This will help to conserve soil moisture and prevent overheating of the crowns.
- ✦ If drought conditions limit pasture growth, close off pastures and feed hay in a sacrifice area.
- ✦ Graze warm season annuals or perennials to allow cool season grasses to recover and to avoid endophyte-infected fescue.
- ✦ After first good rain in August, seed winter annuals (such as small grains, ryegrass, crimson clover, and brassicas) for late fall and early spring grazing.
- ✦ Plant alfalfa after first good rain in August to allow sufficient size going into winter and reduce potential for sclerotinia damage.
- ✦ Consider renovation of cool-season grass pastures that have thinned.
- ✦ In mid-August to early September, exclude livestock from pastures to be stockpiled and apply 60 lb N/A and any needed lime, P and K.

CATTLEMEN'S FIELD DAY

UK Cooperative Extension Service

cattlemen's field day

09/10/24

CAIP Educational Sessions:
Chuteside BQCA Demonstration



-Meal will be provided -
Preregistration is appreciated,
(270) 358-3401.

5-7 pm EDT

Voyager Angus - 2859 S. L&N Turnpike - Buffalo, KY 42716

An Equal Opportunity Organization

REGENERATIVE GRAZING...MERGING SCIENCE & PRACTICE

The University of Kentucky is proud to announce the 2024 Heart of America Grazing Conference in Elizabethtown, Kentucky! Our three day event will take place throughout Central Kentucky and

include some dynamic speakers on all things regenerative agriculture. The Heart of America Grazing Conference is an annual conference rotated around the mid-Atlantic and southeast region which focuses on improving regenerative agricultural practices.

HEART OF AMERICA GRAZING CONFERENCE

Pasture Ecology Workshop October 15, 2024 Cecelia, Kentucky	HoA Grazing Conference October 16, 2024 Elizabethtown, Kentucky	Pasture Walk at Big Springs October 17, 2024 Adolphus, Kentucky
---	---	---

Ray Archuleta Matt Poore Greg Brann Chris Teutsch Alan Franzluebbers

2024 KY INTERMEDIATE GRAZING SCHOOL

2024 Kentucky Intermediate Grazing School

Helping livestock producers improve profitability with classroom and hands-on learning

When: September 25-26, 2024

Where: Woodford County Extension Office
184 Beasley Drive, Versailles, KY 40383

Cost: \$60/Participant – includes all materials, grazing manual, grazing stick, morning refreshments, and lunch both days

Program Registration: DEADLINE is September 20, 2024

Online Registration with CREDIT CARD AT:

<https://2024FallGrazingSchool.eventbrite.com>

Registration by U.S. Mail with CHECK:

Caroline Roper
UK Research and Education Center
PO Box 469, Princeton, KY 42445



Name: _____

Street: _____

City: _____

State: _____ Zip Code: _____

Cell Phone: _____

Email: _____



Number of participants _____ x \$60 per participant = _____ Total Amount

Please make checks payable to KFGC



2024 Kentucky Intermediate Grazing School

Christi.Forsythe@uky.edu

Helping livestock producers improve profitability with classroom and hands-on learning

Emphasis on ruminants - beef, dairy, sheep, & goats


Wednesday, September 25, 2024

Thursday September 26, 2024

*****MEET AT WOODFORD COUNTY EXTENSION OFFICE EACH MORNING*****

- 7:30 Registration and refreshments
- 8:00 Introduction of staff and participants
- 8:15 Grazing math and small group planning for field exercise-Dr. Katie VanValin, UK
- 9:00 Break & travel to field demonstration area
- 9:30 Getting comfortable with electric fencing-Jeremy McGill
- 10:00 Portable water system setup-Dr. Jeff Lehmkuhler, UK
- 10:30 Methods to assess forage availability-Dr. Ray Smith, UK
- 11:00 Hands-on: setting up small paddocks for grazing demonstrations-All Instructors
- 12:00 Return to Woodford County Extension Office
- 12:30 Lunch (Woodford County Cattlemen)
- 1:00 Hands on plant ID-Dr. Ray Smith, UK
- 1:30 Options for getting water to livestock-Dr. Jeff Lehmkuhler and Dr. Chris Teutsch, UK
- 2:30 Managing tall fescue in grazing systems-Dr. Jimmy Henning
- 3:15 Exploring plant root systems-Dr. Ray Smith and Dr. Chris Teutsch
- 4:00 Discussion
- 4:30 Adjourn

- 7:30 Refreshments
- 8:45 Understanding and managing nutrient cycles in grasslands-Dr. John Grove, UK
- 9:30 Managing shade in grazing systems-Dr. Katie VanValin, UK
- 9:30 Break
- 10:00 Drought proofing your grazing system-Dr. Chris Teutsch, UK
- 10:30 Utilizing the Graze Model for planning-Dr. Jimmy Henning, UK and Adam Jones, NRCS
- 11:15 How I made grazing work on the farm-Todd Clark, Clark Family Farm
- 12:00 Lunch (Woodford County Cattlemen)
- 12:45 Optimizing the use of existing forage resources-Dr. Chris Teutsch, UK
- 1:15 Travel to field demonstration area
- 1:45 Field exercise: observe grazed paddocks and hear reports from each group
- 3:00 Frost seeding clover-Brittany Hendrix and Dr. Chris Teutsch, UK
- 3:45 Annuals for extending grazing-Dr. Ray Smith, UK
- 4:45 Final comments, diplomas, and adjourn



Cooperative Extension Service
Agriculture and Natural Resources
Family and Consumer Sciences
4-H Youth Development
Community and Economic Development

Educational programs of Kentucky Cooperative Extension serve all people regardless of economic or social status and will not discriminate on the basis of race, color, ethnic origin, national origin, creed, religion, political belief, sex, sexual orientation, gender identity, gender expression, pregnancy, marital status, genetic information, age, veteran status, or physical or mental disability. University of Kentucky, Kentucky State University, U.S. Department of Agriculture, and Kentucky Counties, Cooperating.
LEXINGTON, KY 40546



Disabilities
accommodated
with prior notification.

BE SAFE DURING LIGHTNING



By Brandon Peloquin - National Weather Service Wilmington, OH

According to The National Oceanic and Atmospheric Administration (NOAA), in the last ten years (2013-2023), five lightning fatalities have been reported in Kentucky, along with 25 injuries. One of those fatalities occurred just last year, when a 39-year old male was struck and killed by lightning just south of Sherburne in Bath County while baling hay. Also in 2023, two boys sustained injuries from a lightning strike on a golf course in Lexington.

During the summer months, thunderstorms are much more common across the Commonwealth and this makes lightning awareness and preparedness much more important. There are two catchy phrases that can help you remember the most important message in lightning safety: "When Thunder Roars, Go Indoors!" and "See A Flash, Dash Inside!" You do *not* want to be outside during a thunderstorm. Rather, you want to be inside in a sturdy building or hard-topped vehicle. Stay in your safe place until 30 minutes after the storm has passed.

Here are additional tips if you find yourself caught in the outdoors when a thunderstorm is near and you can't immediately seek shelter:

- Avoid open fields, the top of a hill or ridge top.
- Stay away from tall objects such as tall trees.
- If you are in a group, spread out to avoid the electric current traveling between group members.
- If camping, set up camp in a valley or other low area. Remember that a tent does not provide protection from lightning.
- Avoid water, wet items and metal items. Water and metal are good conductors of electricity.

Ultimately, seeking shelter is the best course of action as the safest place to be is inside!

UK LAUNCHES NEW "WEATHER ALERT" SMARTPHONE APP

While designed with farmers in mind, the free app will assist all Kentuckians with real-time weather updates. In a move to boost weather-related awareness and agricultural decision-making, the University of Kentucky Ag Weather Center, in partnership with the UK Department of Biosystems and Ag Engineering, UK Center for Computational Sciences and the Southeastern Center for Agricultural Health and Injury Prevention (SCAHIP), has announced the launch of "Weather Alert." The smartphone application aims to serve both Kentucky's farming community and other residents by providing critical weather updates and forecasts. Although designed for KY producers it works anywhere in the country.

Weather Alert is available at no cost and free from advertisements, ensuring a seamless and efficient user experience. The Weather Alert app has provided real-time weather information for our extension agents, producers, families and communities to make decisions and be proactive with weather related events."

To download via iOS, visit <https://apple.co/3wN3645> - To download via Android, visit <https://bit.ly/4dUyxdg>

Excerpt from a press released written by UK's Jordan Strickler



SMALL RUMINANT BOOT CAMP & PARASITOLOGY CLINIC



Registration limited to 20 households

Price: \$35— includes 1 FAMACHA and lunch

Additional lunches- \$10 each

Register at <https://www.kysheepandgoat.org/product-page/small-ruminant-boot-camp-and-famacha-srqa-certification>

Registration deadline: Sept 6th

Sponsored By:

Online

Aug 19, Aug 24, Sept 2

In-person Clinic,

9:15am-4:15pm, Sept 14th,
Grayson County Extension Office, 64
Quarry Road, Leitchfield, Kentucky
42754

Hosted By:



HORTICULTURE WEBINAR WEDNESDAYS

Horticulture Webinar Wednesdays
12:30pm ET/11:30 am CT
Visit: kentuckyhortnews.com
Martin Canton

AUGUST CLASSES

Wednesdays
12:30 p.m. ET/ 11:30 a.m. CT

- August 7**
Friends in the Shade:
Keeping Your Hosta Company
- August 14**
Zoysiagrass for Beginners
- August 21**
TBD
- August 28**
Uncommon Fruits for KY Gardens

You must register before the class.
<http://tinyurl.com/24augHWW>

Click on the classes you want to attend.

You will get an email with the class link.

Register Here:
<https://tinyurl.com/24augHWW>

KENTUCKY COOPERATIVE EXTENSION

TALL FESCUE NOVEL ENDOPHYTE VARIETIES & ESTABLISHMENT FOR LIVESTOCK & HORSE FARMS

This publication outlines the value of novel endophyte tall fescue and provides an overview of the currently available varieties. Most importantly it provides clear guidelines for converting pastures from toxic to novel endophyte tall fescue during each season of the year. These basic guidelines are listed below.

Spring – Soil sample and remove/prevent tall fescue seedheads. Take soil sample in May or earlier. Follow lime and fertilizer recommendations from the soil test report. Mow the pasture closely in early May as soon as seedheads begin to elongate. Mow again in late May to remove any seedheads that escaped earlier mowing. Timely clipping is important since tall fescue seed can be viable 15-20 days after pollination and then will germinate in the fall, contaminating the new seedlings.

Mid-Late Summer – Apply broad spectrum herbicide like glyphosate to kill existing tall fescue stand before planting novel endophyte tall fescue or other forage grasses. Graze tall fescue heavily during late spring and summer, during periods of growth, stopping to allow regrowth to 4-5 inches in height. Apply glyphosate in mid to late July. Allow weeds and toxic tall fescue to germinate or re-grow. Re-apply glyphosate immediately before planting in early to mid-September.

Early Fall – Plant novel endophyte tall fescue seed. Using a no-till drill, plant a novel tall fescue variety by early to mid-September, after the last glyphosate application. Plant 20lb/a at a depth of ¼ to ½ in. To achieve better ground cover, set the drill to deliver 10 lb/a and go over field twice, with the second set of rows perpendicular to the first.

Late Fall and Early the Following Spring – New stand management. Apply 40 lb N/a in late fall and early spring to enhance stand establishment. Herbicides such as 2,4-D can be used to control broadleaf weeds after tall fescue seedlings have reached the 4-leaf stage (4-5 inches tall). Allow the tall fescue to become well established before grazing the following spring. Wait until plants are 8 inches tall and lightly graze or mow to a residual height of 4-5 in or simply cut for hay in the spring (4 in stubble height). Cool season grasses require 18 months to become fully established. Light grazing during the first season will allow for the development of a strong sod and dense stand that should last 10 to 15 years or more.

FARMER'S MARKET



WE'VE MOVED

LaRue County Farmers Market



EXTENDED
Market -AT THE-
EXTENSION
Office

20
24
9A-1P

LaRue County Extension Service
807 Old Elizabethtown Rd., Hodgenville
An Equal Opportunity Organization



SCHEDULE

THURSDAY, AUGUST 8
THURSDAY, AUGUST 15
SATURDAY, AUGUST 17
THURSDAY, AUGUST 22
THURSDAY, AUGUST 29
SATURDAY, AUGUST 31

GROWING ON-FEED INVENTORY, LOWER PLACEMENTS, AND NO SIGN OF HEIFER RETENTION

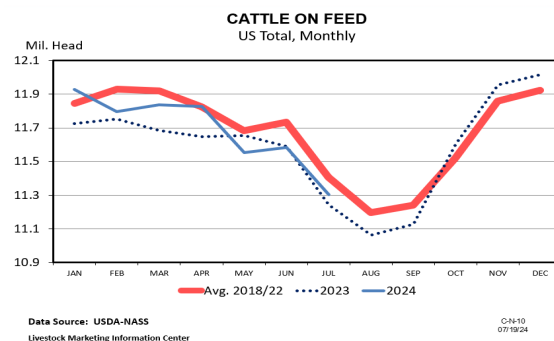
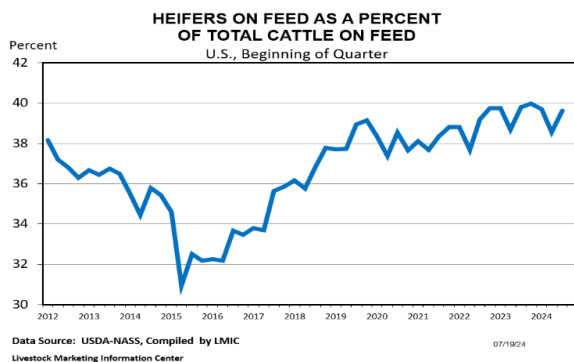
Dr. Kenny Burdine, University of Kentucky

USDA's July Cattle on Feed report was released on Friday July 19th. These monthly reports estimate inventory in US feedlots with one-time capacity exceeding 1,000 head, which represent more than 80% of total on-feed inventory in the United States. The July report is also a quarterly report that includes data on the steer-heifer mix in feedlots. This brief article will walk through last week's report and some of the implications of it.

Total on-feed inventory declined during the month of June with July 1 inventory estimated at just over 11.2 million head. This trend is normal as on-feed numbers tend to decline seasonally from winter to late summer. Compared to 2023, July 2024 inventory was about 0.5% higher. On the surface this seems odd given the recent declines in the size of calf crops, but I maintain that cheap feed and higher slaughter weights are largely the reason for this as cattle are being fed longer.

Feedlot placements have been the most interesting number to watch in recent months. For the month of June, placements were down almost 7% from last year. This contrasts with placements being 4% higher year-over-year for the month of May. These last two months illustrate why it is sometimes hard to look at things purely on a monthly basis. If I instead calculate feedlots placements for the first 6 months of 2024, as compared to the first 6 months of 2023, total placements have been down by 3.2%. This likely tells the feeder cattle supply story a bit better.

Since USDA will not be publishing a July Cattle Inventory report this year, the July steer-heifer mix on feed is especially important as it provides some perspective on heifer retention. Heifers accounted for 39.6% of on-feed inventory in July, which was higher than the previous estimate from April. If retention were occurring, one would expect the heifer percentage to be in the low-mid 30% range, so this continues to suggest that expansion is not on the near horizon.



The Martin-Gatton College of Agriculture, Food and Environment is an Equal Opportunity Organization with respect to education and employment and authorization to provide research, education information and other services only to individuals and institutions that function without regard to economic or social status and will not discriminate on the basis of race, color, ethnic origin, national origin, creed, religion, political belief, sex, sexual orientation, gender identity, gender expression, pregnancy, marital status, genetic information, age, veteran status, physical or mental disability or reprisal or retaliation for prior civil rights activity.

Reasonable accommodation of disability may be available with prior notice. Program information may be made available in languages other than English.

Inquiries regarding compliance with Title VI and Title VII of the Civil Rights Act of 1964, Title IX of the Educational Amendments, Section 504 of the Rehabilitation Act and other related matter should be directed to

Equal Opportunity Office, Martin-Gatton College of Agriculture, Food and Environment, University of Kentucky, Room S-105, Agriculture Science Building, North Lexington, Kentucky 40546, the UK Office of Institutional Equity and Equal Opportunity, 13 Main Building, University of Kentucky, Lexington, KY 40506-0032 or US Department of Agriculture, Office of the Assistant Secretary for Civil Rights, 1400 Independence Avenue, SW, Washington, D.C. 20250-9410.

SOYBEAN DISEASES & DISORDERS WITH INTERVEINAL CHLOROSIS SYMPTOMS ON LEAVES

Symptoms of soybean leaves with interveinal chlorosis and interveinal necrosis have been observed in fields across Kentucky recently. Interveinal chlorosis/necrosis is when the leaf tissue between the main leaf veins turns chlorotic (yellow) or necrotic (brown/dead), but the main veins remain green (Figure 1).



Figure 1. Interveinal chlorosis and necrosis symptoms of soybean leaves (Photo: Carl Bradley, UK).

There are a few diseases or disorders that can cause these symptoms. Below are descriptions of possible causes.

Sudden Death Syndrome

Sudden death syndrome (SDS), caused by the fungus *Fusarium virguliforme*, is generally observed at some level every year in Kentucky. Although symptoms are observed on the leaves, the SDS fungus infects through roots and never makes it to above-ground plant parts. The leaf symptoms are caused by a toxin produced by the fungus that moves up through the plant and accumulates in the leaves. When split open, the middle of the taproot may appear discolored gray to brown when plants are affected by SDS. Occasionally, masses of *F. virguliforme* spores with a blue tint visible to the naked eye may be present on roots of affected plants.

Management of SDS occurs prior to planting by choosing the most resistant varieties available. Two fungicide seed treatments with proven efficacy against SDS also can help with management of this disease (ILEVO from BASF and SALTRO from Syngenta). Fields with high populations of soybean cyst nematode may be at greater risk of severe SDS symptoms, and fields planted early in the season in cool soil temperatures also may be at greatest risk of infection and severe SDS symptoms.

Southern Stem Canker

Southern stem canker, caused by the fungus *Diaporthe aspalathi*, also is frequently observed on soybean in Kentucky, especially when susceptible varieties are planted in fields that have been continuous soybean (non-rotated). In addition to the interveinal chlorosis/necrosis symptoms on the leaves, plants affected by southern stem canker also will have dark-colored lesions on the stem that will begin at the nodes and will spread across the stem.

Management of southern stem canker begins with planting the most resistant varieties available and rotating to non-host crops (i.e., corn, grain sorghum, wheat). Results from University of Kentucky field research trials have not shown any effect of foliar fungicides on this disease.

Red Crown Rot

Red crown rot, caused by the fungus *Calonectria illicicola*, is a new disease to Kentucky that was found for the first time in the state in 2021 in a few fields in Graves County and then in Calloway County in 2023. Although it has only been detected in these counties in Kentucky so far, it is very possible for red crown rot to be in other counties as well. In addition to interveinal chlorosis/necrosis symptoms on the leaves, the lower stem and root area around the soil line will have a red discoloration. Small, red-colored spherical fungal structures, known as perithecia, also will eventually form on the lower stem and roots (Figure 3). Rotating to non-host crops (i.e., corn, grain sorghum, wheat) is an important step in managing this disease. If found, it is important to contact your local county Extension agent to assist with getting an accurate diagnosis and to help provide information about the distribution of this new disease in the state.



Figure 3. Red discoloration of lower soybean stems caused by red crown rot and red spherical fungal structures known as perithecia produced by the red crown rot fungus (Photo: Carl Bradley, UK).

Brown Stem Rot

Brown stem rot, caused by the fungus *Cadophora gregata*, is a disease not likely to occur on a frequent basis in Kentucky. This disease generally is found in states further north than Kentucky. To eliminate brown stem rot as the cause of the symptoms, stems can be split open with a knife to look for brown discoloration of the pith (Figure 4).

Figure 4. Interveinal chlorosis and necrosis of soybean leaves and browning of piths of soybean stems caused by brown stem rot (Photo: A. Sisson, Iowa State University).



Fungicide Phytotoxicity

Fungicide phytotoxicity can be another cause of interveinal chlorosis/necrosis symptoms. Fungicide products that contain either prothioconazole or tebuconazole may cause this damage. These symptoms are more likely to appear when fungicides are sprayed when temperatures are hot. In this case, symptoms will only appear on leaves that were sprayed with the fungicide, and symptoms will not spread to new leaves.

Soybean Vein Necrosis

Soybean vein necrosis, caused by *soybean vein necrosis virus* (SVNV), will cause symptoms that are almost the exact opposite of interveinal chlorosis/necrosis. Rather than being between the veins of soybean leaves, symptoms of soybean vein necrosis occur on or near the leaf veins as yellowing and reddish-brown lesions (Figure 5). Symptoms of this disease are very common in Kentucky soybean fields this year. The virus is vectored by thrips. In general, SVNV is not considered to cause economic yield loss to soybean.

Figure 5. Lesions associated with the veins of a soybean leaflet, caused by soybean vein necrosis virus (Photo: Carl Bradley, UK).



MULTIPLE CORN DISEASES CONFIRMED IN KENTUCKY

Author: Kiersten Wise, Extension Plant Pathologist

There are multiple foliar diseases confirmed in Kentucky corn fields this year. Some are familiar and annually important diseases like [gray leaf spot](#) and [southern rust](#), but newer diseases are also present in several areas of the state.

[Tar spot](#) on corn, caused by *Phyllachora maydis*, was confirmed by the University of Kentucky Plant Disease Diagnostic Laboratory (PDDL) from samples collected in Henderson County (Figure 1). As of July 30, there are several Kentucky counties with suspected tar spot, although samples will need to be confirmed by the PDDL. Crop scouts will likely continue to find tar spot as the season progresses, but the impact of the disease in each field is still to be determined.

In areas where the disease is confirmed, infections likely occurred a month or so ago. The fungus that causes tar spot has a very long latent period (the time between infection and symptom expression) under optimal conditions, but in our Kentucky environment, that exact time period is unknown. [Recent research](#) has suggested that it could be 19-41 days between infection and when symptoms are observed. This could explain why we are finding it now, even though conditions are currently hot and humid.

The Crop Protection Network has recently put together a fungicide decision [table](#) (Table 1). that shows the benefit of spraying fungicide for tar spot based on when symptoms are first observed. This is similar to our fungicide decision [table for southern rust](#) and will aid in making decisions of if/when to spray for tar spot based on disease detection. Remember, fields that do not have tar spot do not need a fungicide application to manage tar spot.

Research has shown that a single fungicide application at VT/R1 is effective at preventing yield loss from tar spot and is also the best chance of seeing a positive ROI. If fields have already been sprayed for southern rust or other diseases, the decision to make a second application should be made on a case-by-case basis.

Table 1. Possible benefits (by growth stage) from applying fungicides to protect against tar spot in corn.

Crop Stage When Tar Spot is First Detected	Possible Benefit From Spraying	Comment
Late Vegetative	Rarely, consult extension specialists before spraying	Scout fields and monitor disease progress; may need a second spray
VT/R1 (Tasseling/Silking)	Yes	May need a second spray
R2 (blister)	Yes	Less likely to need a second spray
R3 (milk)	Yes	No second spray needed
R4 (dough)	Maybe, with severe disease pressure	No second spray needed
R5 (dent)	No	No second spray needed
R6 (black layer)	No	

In addition to tar spot, we are also seeing another new disease on corn in Kentucky. [This Crop Protection Network article](#) describes the symptoms of the new disease. This disease is not yet named but has been present in the state since 2020. It is easily confused with other foliar diseases like [Curvularia leaf spot](#). There has not been confirmed yield loss associated with this disease yet, but like tar spot, it is important to scout and identify the disease through the PDDL so we can learn about its spread and impact in Kentucky.

LaRue County
PO Box 210, 807 Old Elizabethtown Road
Hodgenville, KY 42748-0210

RETURN SERVICE REQUESTED

RINSE & RETURN



What? SAFE & PROPER WAY TO DISPOSE OF CHEMICAL CONTAINERS AT NO COST-

When? -TUESDAY-
AUGUST 27TH
2024
10AM-NOON

RINSE & RETURN

How?

- REMOVE LABELS
- TRIPLE RINSE CONTAINERS
- PUNCTURE CONTAINERS

Where? SOUTHERN STATES
310 W WATER ST.
HODGENVILLE, KY 42748

UK Cooperative
Extension Service
An Equal Opportunity Organization

NOW HIRING!



UK Cooperative
Extension Service

now hiring

APPLY NOW

RE46579
<https://ukjobs.uky.edu/postings/541893>

EXTENSION STAFF ASSISTANT

LaRue County Extension Service

August 21

- \$16-\$18 per hour
- Monday - Friday (8am-4:30pm)
- Benefits!

join our team

807 Old Elizabethtown Rd., Hodgenville, KY 42748
An Equal Opportunity Organization (270) 358-3401

THE EXTENSION OFFICE WILL BE CLOSED LABOR DAY 9-2-24